




STONE

coperture covers	altezza height	larghezza width	interasse distance between bars	peso weight	output
	mm	mm	mm	kg	75/65-20 watt t50
	1815	303	1760	21	544
	2015	303	1960	23	601
	1815	503	1760	34	908
	2015	503	1960	37	1003
	1815	703	1760	49	1270
	2015	703	1960	53	1401

Possibilità di realizzare larghezze personalizzate a richiesta.



Interasse dal centro del foro al muro 49 mm.

